



COLORADO CHRISTIAN
UNIVERSITY
School of Counseling

2022-2023 PROGRAM ASSESSMENT REVIEW

DEPARTMENTAL REVIEW

The School of Counseling at Colorado Christian University annually evaluates the program at large using systematic data collection. To inform program modifications, the School of Counseling to evaluate the program's objectives using the following criteria:

1. Aggregate student assessment data that address student knowledge, skills, and professional dispositions;
2. Demographic and other characteristics of applicants, students, and
3. Data from systematic follow-up studies of graduates, site supervisors, and employers of program graduates.

This report includes a summary of the program evaluation results, subsequent program modifications, and any other substantial program changes. The report will be published on the program website in an easily accessible location, and students currently in the program, program faculty, institutional administrators, and personnel in cooperating agencies will be notified that the report is available.

CCU MISSION STATEMENT

Christ-centered higher education transforming students to impact the world with grace and truth.

THE SCHOOL OF COUNSELING MISSION STATEMENT

The Master of Arts in Clinical Mental Health Counseling program is committed to excellence in the academic, clinical and dispositional competencies of students. Within a Christ-centered community, students integrate a biblical perspective with course content, developing spiritually and professionally to practice wellness and model the compassion of Jesus Christ. Students are trained to become ethical and culturally sensitive professional counselors who provide mental health care in their communities and around the world.

CONTENTS

CCU Mission Statement.....	1
The School of Counseling Mission Statement.....	1
Program Learning Outcome 1.....	3
Students examine course content and their counseling identity from a biblical perspective.	3
Program Learning Outcome 2.....	3
Students demonstrate proficient knowledge and skills in Clinical Mental Health Counseling.	3
Program Learning Outcome 3.....	11
Students use critical thinking skills to critique issues and provide solutions.	11
Program Learning Outcome 4.....	12
Students demonstrate proficiency of academic writing.....	12
Program Learning Outcome 5.....	12
Students demonstrate information literacy according to the norms of their profession.....	12
Program Learning Outcome 6.....	13
Students reflect on their Christian educational experience and its influence on their personal and professional life.	13
Program Learning Outcome 7.....	16
Students apply knowledge and skills to serve and influence their workplace, families, and society.....	16
Program Learning Outcome 8.....	16
The program takes intentional steps to attract and retain a diverse student body that significantly contributes to the academic experience, clinical development, and self-awareness of counselors in training.....	16
Campus Specific goals from Data evaluation.....	17
Lakewood 2023.....	17
Colorado Springs 2023.....	17
Online 2023.....	17
Subsequent Program Modifications as a result of the 2022 Assessment.....	17
substantial program modifications.....	17
Additional Data.....	18
Alumni Survey N=64.....	18
Final semester Survey N=59.....	19
Site Supervisor Survey N=171.....	23



PROGRAM LEARNING OUTCOME 1

STUDENTS EXAMINE COURSE CONTENT AND THEIR COUNSELING IDENTITY FROM A BIBLICAL PERSPECTIVE.

Key Performance Indicator	2022-2023 Target	2022-2023 Program Avg. Score	Online Avg.	SC Avg.	LK Avg.
CSL-674: Ethical Dilemma Essay	Student population: 3.0 average rubric score	3.63	3.62	3.96	3.56

PROGRAM LEARNING OUTCOME 2

STUDENTS DEMONSTRATE PROFICIENT KNOWLEDGE AND SKILLS IN CLINICAL MENTAL HEALTH COUNSELING.

The College of Adult and Graduates Studies (CAGS) at Colorado Christian University has institutional Program Learning Outcomes (PLOs) that are assessed by all academic programs, including the MA in Clinical Mental Health Counseling degree. While most PLOs are general in nature, PLO2 uniquely provides the opportunity for each individual program to assess students’ knowledge and skills specific to that program through Core Area Learning Outcomes (CALOs) and Key Performance Indicators (KPIs). In this case, our CALOs are the eight common core areas addressed in Section 2 of the 2016 CACREP Standards.

Core Area Learning Outcome	Key Performance Indicator	2022 - 2023 Target	Program Avg.	Online Avg.	SC Avg.	LK Avg.
a. Professional Orientation and Ethical Practice						
	CSL-514: CCS-R 2A	Student population: CCS-R average score of 3	4.29	4.32	4.36	4.03
	CSL-654: CCS-R 2A	Student population: CCS-R average score of 4	4.69	4.69	4.63	4.71
	CSL-514: CCS-R 2B	Student population: CCS-R average score of 3	4.53	4.54	4.64	4.42



Core Area Learning Outcome	Key Performance Indicator	2022 - 2023 Target	Program Avg.	Online Avg.	SC Avg.	LK Avg.
	CSL-654: CCS-R 2B	Student population: CCS-R average score of 4	4.79	4.78	4.79	4.82
	CPCE Competency Area: Professional Counseling Orientation & Ethical Practice	95% of student population: average score at or above the national mean score of 11.3	11.8	11.9	11.4	11.0
	2022-2023 Final Semester Survey: <i>Do you feel that your counselor education has prepared you to practice according to the ACA Code of Ethics?</i>	95% of respondents agree or strongly agree	Sum of somewhat yes and definitely yes: 100% n=59 Definitely not: 0% Somewhat not: 0% Neutral: 0% Somewhat yes: 11.86% Definitely yes: 88.14%	Sum of somewhat yes and definitely yes: 100% n=50 Definitely not: 0% Somewhat not: 0% Neutral: 0% Somewhat yes: 12% Definitely yes: 88%	Definitely yes: 100% n=4 Definitely not: 0% Somewhat not: 0% Neutral: 0% Somewhat yes: 0% Definitely yes: 100%	Sum of somewhat yes and definitely yes: 100% n=5 Definitely not: 0% Somewhat not: 0% Neutral: 0% Somewhat yes: 20% Definitely yes: 80%
	2022-2023 Alumni Employer Survey: <i>Awareness and application of ethics into the alumni's practice (ACA F.5.a)</i>	95% of respondents select proficient or superior	Sum of proficient and superior: 100% n=19 Unsure or N/A: 0% Harmful: 0% Deficient: 0% Proficient: 42.11% (8) Superior: 57.89% (11)	Collected program wide only.		



Core Area Learning Outcome	Key Performance Indicator	2022 - 2023 Target	Program Avg.	Online Avg.	SC Avg.	LK Avg.	
b. Social and Cultural Diversity							
	CSL-514: CCS-R 2F	Student population: CCS-R average score of 3	4.30	4.32	4.36	4.08	
	CSL-654: CCS-R 2F	Student population: CCS-R average score of 4	4.60	4.62	4.65	4.41	
	CSL-665: Cultural Immersion Project & Reflection Paper	Student population: 3.0 average rubric score	3.75	3.73	3.60	3.88	
	2022-2023 Site Supervisor Survey: <i>Ability of students to provide non-discriminatory clinical practices (ACA C.5.)</i>	95% of respondents rate students as proficient or superior	Sum of proficient and superior 98.24% n=170 Harmful: .59% (1) Deficient: 1.18% (2) Proficient: 44.12% (75) Superior: 54.12% (92)	Collected program wide only.			
	CPCE Competency Area: Social and Cultural Diversity	Student population: average score at or above the national mean score of 9.2	9.4	9.5	9.3	9.1	
c. Human Growth and Development							



	CSL-641: Developmental Paper	Student population: 3.0 average rubric score	New course progression. Data will not be available until the 2023-2024 assessment.	New course progression. Data will not be available until the 2023-2024 assessment.	New course progression. Data will not be available until the 2023-2024 assessment.	New course progression. Data will not be available until the 2023-2024 assessment.
Core Area Learning Outcome	Key Performance Indicator	2022 - 2023 Target	Program Avg.	Online Avg.	SC Avg.	LK Avg.
	CSL-514: Case Conceptualization Papers 1 & 2	Student population: 3.0 average rubric score	3.70	3.73	3.47	3.48
	CPCE Competency Area: Human Growth and Development	Student population: average score at or above the national mean score of 10.6	10.8	10.8	9.9	10.6
d. Career Development						
	CSL-663: Final Reflection Discussion	Student population: 3.0 average rubric score	3.93	3.95	3.40	Rubric Not Completed
	CSL-514: Case Conceptualization Papers 1 & 2	Student population: 3.0 average rubric score	3.70	3.73	3.47	3.48
	CPCE Competency Area: Career Development	Student population: average score at or above the national mean score of 10.4	10.7	10.7	10.0	10.8
e. Counseling and Helping Relationships						
	CSL-514 CCS-R: 1K	Student population: CCS-R average score of 3	4.54	4.56	4.71	4.33



	CSL-514 CCS-R: 1L	Student population: CCS-R average score of 3	4.62	4.65	4.57	4.39
	CSL-621 Final Reflection Paper	Student population: 3.0 average rubric score	3.64	3.66	3.34	3.56
Core Area Learning Outcome	Key Performance Indicator	2022 - 2023 Target	Program Avg.	Online Avg. 3.93	SC Avg.	LK Avg. 3.49
	CSL-674 CCS-R: 1.A-1.H	Student population: CCS-R average score of 3	Sum of ON & LK: 3.87			
	CPCE Competency Area: Helping Relationships	Student population: average score at or above the national mean score of 10.2	11.3	11.3	10.8	11.2
f. Group Counseling and Group Work						
	CSL-662: Final Paper	Student population: 3.0 average rubric score	New course progression. Data will not be available until the 2023-2024 assessment.	New course progression. Data will not be available until the 2023-2024 assessment.	New course progression. Data will not be available until the 2023-2024 assessment.	New course progression. Data will not be available until the 2023-2024 assessment.
	CSL-654 or CSL-655	100% of students will conduct 10 hours of group work	Yes	Yes	Yes	Yes
	CPCE Competency	Student population:	11.7	11.8	11.0	11.4



	Area: Group Work	average score at or above the national mean score of 11.5				
g. Assessment and Testing						
	CSL-643: Case Study	Student population: 3.0 average rubric score	3.76	3.79	3.91	3.44
Core Area Learning Outcome	Key Performance Indicator	2022 - 2023 Target	Program Avg.	Online Avg.	SC Avg.	LK Avg.
	CSL-672: Final Exam	Student population: 3.0 average rubric score	Data not found.			
	CPCE Competency Area: Assessment	Student population: average score at or above the national mean score of 9.6	10.0	9.8	10.2	11.0
	2022-2023 Site Supervisor Survey: Ability of students' use of assessments to inform case conceptualization, treatment planning, and diagnosis	95% of respondents rate students as proficient or superior	<p style="color: red;">Sum of proficient and superior 90.6%</p> <p>n=170</p> <hr/> <p>Not able to assess: 4.12% (7)</p> <p>Harmful: .59% (1)</p> <p>Deficient: 4.71% (8)</p> <p>Proficient: 64.71% (110)</p> <p>Superior: 25.89% (44)</p>	Collected program wide only.		



h. Research and Program Evaluation						
	CSL-672: Final Research Paper	Student population: 3.0 average rubric score	3.63	3.68	3.47	3.40
Core Area Learning Outcome	Key Performance Indicator	2022 - 2023 Target	Program Avg.	Online Avg.	SC Avg.	LK Avg.
	2022-2023 Site Supervisor Survey: <i>Student's use of current research to inform evidenced-based practices.</i>	95% of respondents rate students as proficient or superior	Sum of proficient and superior 93.57% n=171 Not able to assess: 2.92% (5) Harmful: .58% (1) Deficient: 2.92% (5) Proficient: 73.1% (125)	Collected program wide only.		



			Superior: 20.47% (35)			
	CPCE Competency Area: Research and Program Evaluation	Student population: average score at or above the national mean score of 11.0	11.0	11.0	10.8	10.6
	2022-2023 Final Semester Survey: Do you feel that you have learned how to utilize research and other resources to inform your clinical practice?	95% of respondents select somewhat yes or definitely yes	Sum of somewhat yes and definitely yes: 96.61% n=59 <hr/> Definitely not: 0% Somewhat not: 1.96% (1) Neutral: 1.69% (1) Somewhat yes: 23.73% (14) Definitely yes: 72.88% (43)	Sum of somewhat yes and definitely yes: 98% n=50 <hr/> Definitely not: 0% Somewhat not: 0% Neutral: 2% (1) Somewhat yes: 20% (10) Definitely yes: 78% (39)	Sum of somewhat yes and definitely yes: 75% n=4 <hr/> Definitely not: 0% Somewhat not: 25% (1) Neutral: 0% Somewhat yes: 75% (3) Definitely yes: 0%	Sum of somewhat yes and definitely yes: 100% n=5 <hr/> Definitely not: 0% Somewhat not: 0% Neutral: 0% Somewhat yes: 20% (1) Definitely yes: 80% (4)
	2022-2023 Alumni Employer Survey: Alumni's use of current research to inform evidenced-based practices.	95% of respondents select proficient or superior	Sum of proficient and superior: 78.95% n=19 <hr/> Unsure or N/A: 15,79% (3) Harmful: 0% Deficient: 5.26% (1) Proficient: 52.63% (10) Superior: 26.32% (5)	Collected program wide only.		



Core Area Learning Outcome	Key Performance Indicator	2022 - 2023 Target	Program Avg.	Online Avg.	SC Avg.	LK Avg.
i. Clinical Mental Health Counseling						
	CSL-674: Ethical Dilemma Essay	Student population: 3.0 average rubric score	3.63	3.62	3.96	3.56
	CSL-674: Intake Packet Part III	Student population: 3.0 average rubric score	3.87	3.87	3.96	3.83
	CSL-672: Final Research Paper	Student population: 3.0 average rubric score	3.63	3.68	3.47	3.40

PROGRAM LEARNING OUTCOME 3

STUDENTS USE CRITICAL THINKING SKILLS TO CRITIQUE ISSUES AND PROVIDE SOLUTIONS.

Key Performance Indicator	2022 - 2023 Target	Program Avg.	Online Avg.	SC Avg.	LK Avg.
CSL 618: Case Study	Student population: 3.0 average rubric score	Report broken. Data not collected			
2022-2023 Final Semester Survey: How prepared do you feel to use critical thinking to critique clinical issues and provide solutions as a result of your education?	95% of respondents select very prepared or extremely prepared	<p style="color: red;">Sum of very prepared and extremely prepared: 91.53%</p> <p style="text-align: center;">n=59</p> <hr style="width: 20%; margin: 0 auto;"/> <p>Not prepared at all: 0%</p> <p>Slightly prepared: 0%</p> <p>Moderately prepared: 8.47% (5)</p> <p>Very prepared: 50.85% (30)</p>	<p style="color: green;">Sum of very prepared and extremely prepared: 96%</p> <p style="text-align: center;">n=50</p> <hr style="width: 20%; margin: 0 auto;"/> <p>Not prepared at all: 0%</p> <p>Slightly prepared: 0%</p> <p>Moderately prepared: 4% (2)</p>	<p style="color: red;">Sum of very prepared and extremely prepared: 50%</p> <p style="text-align: center;">n=4</p> <hr style="width: 20%; margin: 0 auto;"/> <p>Not prepared at all: 0%</p> <p>Slightly prepared: 0%</p> <p>Moderately prepared: 50% (2)</p> <p>Very prepared: 50% (2)</p>	<p style="color: red;">Sum of very prepared and extremely prepared: 80%</p> <p style="text-align: center;">n=5</p> <hr style="width: 20%; margin: 0 auto;"/> <p>Not prepared at all: 0%</p> <p>Slightly prepared: 0%</p> <p>Moderately prepared: 20% (1)</p> <p>Very prepared: 20% (1)</p>



		Extremely prepared: 40.68% (24)	Very prepared: 54% (27) Extremely prepared: 42% (21)	Extremely prepared: 0%	Extremely prepared: 60% (3)
--	--	---------------------------------	---	------------------------	-----------------------------

PROGRAM LEARNING OUTCOME 4

STUDENTS DEMONSTRATE PROFICIENCY OF ACADEMIC WRITING.

Key Performance Indicator	2022 - 2023 Target	Program Avg.	Online Avg.	SC Avg.	LK Avg.
CSL-674: Ethical Dilemma Essay	Student population: 3.0 average rubric score	3.63	3.62	3.96	3.56
2022-2023 Alumni Employer Survey: <i>Alumni's academic/professional writing in clinical notes, treatment plans, and electronic communication</i>	95% of respondents select proficient or superior	<p>Sum of proficient and superior: 100%</p> <p>n=19</p> <hr/> <p>Unsure or N/A: 0%</p> <p>Harmful: 0%</p> <p>Deficient: 0%</p> <p>Proficient: 63.16% (12)</p> <p>Superior: 36.84% (7)</p>	Collected program wide only.		

PROGRAM LEARNING OUTCOME 5

STUDENTS DEMONSTRATE INFORMATION LITERACY ACCORDING TO THE NORMS OF THEIR PROFESSION.

Key Performance Indicator	2022 - 2023 Target	Program Avg.	Online Avg.	SC Avg.	LK Avg.
CSL-672: Final Research Paper	Student population: 3.0	3.63	3.68	3.47	3.40



	average rubric score				
--	----------------------	--	--	--	--

PROGRAM LEARNING OUTCOME 6

STUDENTS REFLECT ON THEIR CHRISTIAN EDUCATIONAL EXPERIENCE AND ITS INFLUENCE ON THEIR PERSONAL AND PROFESSIONAL LIFE.

Key Performance Indicator	2022 - 2023 Target	Program Avg.	Online Avg.	SC Avg.	LK Avg.
CSL- 681: Values to Orientation Paper	Student population: 3.0 average rubric score	3.81	3.81	Inseat students do not take CSL-681, Residency III.	



<p>2022-2023 Alumni Survey: As a result of your degree at CCU, do you feel as though your faith has continued to shape your clinical identity after graduating?</p>	<p>95% of respondents who identify as Christian believe or strongly believe</p>	<p>Sum of believe and strongly believe: 100%</p> <p>n=57</p> <hr/> <p>Strongly do not believe: 0%</p> <p>Do not believe: 0%</p> <p>Believe: 33.33%</p> <p>Strongly Believe: 66.67%</p>	<p>Sum of believe and strongly believe: 100%</p> <p>n=47</p> <hr/> <p>Strongly do not believe: 0%</p> <p>Do not believe: 0%</p> <p>Believe: 29.79%</p> <p>Strongly Believe: 70.21%</p>	<p>Sum of believe and strongly believe: 100%</p> <p>n=5</p> <hr/> <p>Strongly do not believe: 0%</p> <p>Do not believe: 0%</p> <p>Believe: 60%</p> <p>Strongly Believe: 40%</p>	<p>Sum of believe and strongly believe: 100%</p> <p>n=5</p> <hr/> <p>Strongly do not believe: 0%</p> <p>Do not believe: 0%</p> <p>Believe: 40%</p> <p>Strongly Believe: 60%</p>
<p>Key Performance Indicator</p>	<p>2022 - 2023 Target</p>	<p>Program Avg.</p>	<p>Online Avg.</p>	<p>SC Avg.</p>	<p>LK Avg.</p>
<p>2021-2022 Alumni Survey: Regardless of the setting or population you are currently providing clinical services to, do you believe as though you are contributing to the restorative mission of</p>	<p>95% of respondents who identify as Christian agree or strongly agree</p>	<p>Sum of believe and strongly believe: 100%</p> <p>n=55</p> <hr/> <p>Strongly do not believe: 0%</p> <p>Do not believe: 0%</p> <p>Believe: 27.27%</p> <p>Strongly Believe: 72.73%</p>	<p>Sum of believe and strongly believe: 100%</p> <p>n=45</p> <hr/> <p>Strongly do not believe: 0%</p> <p>Do not believe: 0%</p> <p>Believe: 26.67%</p> <p>Strongly Believe: 73.33%</p>	<p>Sum of believe and strongly believe: 100%</p> <p>n=5</p> <hr/> <p>Strongly do not believe: 0%</p> <p>Do not believe: 0%</p> <p>Believe: 40%</p> <p>Strongly Believe: 60%</p>	<p>Sum of believe and strongly believe: 100%</p> <p>n=5</p> <hr/> <p>Strongly do not believe: 0%</p> <p>Do not believe: 0%</p> <p>Believe: 20%</p> <p>Strongly Believe: 80%</p>



<i>Christ in your work as a mental health professional?</i>					
2022-2023 Final Semester Survey: Do you feel that your Christian education has influenced your personal and professional life?	95% of respondents who identify as Christian select somewhat yes or definitely yes	<p>Sum of somewhat yes and definitely yes: 96.61%</p> <p>n=59</p> <hr/> <p>Definitely not: _____</p> <p>Somewhat not: 0%</p> <p>Neutral: 3.39% (2)</p> <p>Somewhat yes: 20.34% (12)</p> <p>Definitely yes: 76.27% (45)</p>	<p>Sum of somewhat yes and definitely yes: 96%</p> <p>n=50</p> <hr/> <p>Definitely not: _____</p> <p>Somewhat not: 0%</p> <p>Neutral: 4% (2)</p> <p>Somewhat yes: 20% (10)</p> <p>Definitely yes: 76% (38)</p>	<p>Sum of somewhat yes and definitely yes: 100%</p> <p>n=4</p> <hr/> <p>Definitely not: _____</p> <p>Somewhat not: 0%</p> <p>Neutral: 0%</p> <p>Somewhat yes: 25% (1)</p> <p>Definitely yes: 75% (3)</p>	<p>Sum of somewhat yes and definitely yes: 100%</p> <p>n=5</p> <hr/> <p>Definitely not: _____</p> <p>Somewhat not: 0%</p> <p>Neutral: 0%</p> <p>Somewhat yes: 20% (1)</p> <p>Definitely yes: 80% (4)</p>
Key Performance Indicator	2022 - 2023 Target	Program Avg.	Online Avg.	SC Avg.	LK Avg.
2022-2023 Final Semester Survey: How much do you feel you have grown in your Christian faith while in the program?	95% of respondents who identify as Christian select a lot or a great deal	<p>Sum of a lot and a great deal: 66.1%</p> <p>n=59</p> <hr/> <p>Not much at all: 1.69% (1)</p> <p>A little: 3.39% (2)</p> <p>A moderate amount: 28.81% (17)</p> <p>A lot: 25.42% (15)</p> <p>A great deal: 40.68% (24)</p>	<p>Sum of a lot and a great deal: 68%</p> <p>n=50</p> <hr/> <p>Not much at all: 2% (1)</p> <p>A little: 4% (2)</p> <p>A moderate amount: 26% (13)</p> <p>A lot: 28% (14)</p> <p>A great deal: 40% (20)</p>	<p>Sum of a lot and a great deal: 25%</p> <p>n=4</p> <hr/> <p>Not much at all: 0%</p> <p>A little: 0%</p> <p>A moderate amount: 75% (3)</p> <p>A lot: 0%</p> <p>A great deal: 25% (1)</p>	<p>Sum of a lot and a great deal: 80%</p> <p>n=5</p> <hr/> <p>Not much at all: 0%</p> <p>A little: 0%</p> <p>A moderate amount: 20% (1)</p> <p>A lot: 20% (1)</p> <p>A great deal: 60% (3)</p>



PROGRAM LEARNING OUTCOME 7

STUDENTS APPLY KNOWLEDGE AND SKILLS TO SERVE AND INFLUENCE THEIR WORKPLACE, FAMILIES, AND SOCIETY.

Key Performance Indicator	2022 - 2023 Target	Program Avg.	Online Avg.	SC Avg.	LK Avg.
CSL-654: Case Conceptualization Paper and Presentation	Student population: 3.0 average rubric score	3.84	3.83	3.91	3.92

PROGRAM LEARNING OUTCOME 8

THE PROGRAM TAKES INTENTIONAL STEPS TO ATTRACT AND RETAIN A DIVERSE STUDENT BODY THAT SIGNIFICANTLY CONTRIBUTES TO THE ACADEMIC EXPERIENCE, CLINICAL DEVELOPMENT, AND SELF-AWARENESS OF COUNSELORS IN TRAINING.

Key Performance Indicator	2021-2022	2022-2023
Diversity	White: 70.34% Black/African American: 10.71% Hispanic/Latino: 13.38% Two or more races: 2.89% Unknown: 0.86% Asian: 1.5% Hawaiian/Pacific Islander: 0.21% American/Alaska Native: 0.11%	White: 71.11% Black/African American: 9.97% Hispanic/Latino: 12.40% Two or more races: 3.26% Unknown: 1.12% Asian: 1.58% Hawaiian/Pacific Islander: 0.19% American/Alaska Native: 0.37%
Retention Rate	92.15%	92.8%
Marketing Efforts	Increase in billboards, marketing materials, videos, and enrollments	Marketing videos highlight a greater diversity of students.



CAMPUS SPECIFIC GOALS FROM DATA EVALUATION

LAKEWOOD 2023

- Encourage a more consistent presence of the in-seat faculty across the in-seat student cohorts so all in-seat students have exposure to the core Lakewood faculty members (working with Erin/scheduling).
- Support student/mentor contact, particularly in the first-year cohort so they know who their mentor is and how that relationship can benefit them through their program.

COLORADO SPRINGS 2023

- Continued Community partnerships.
- Discuss Preview days in Colorado Springs with enrollment team.
- Have an In-Seat Colorado Springs meeting with the Enrollment team.
- If enrollment team does not already have the data, create a survey to understand what is informing student decision on if they pick either in-seat or online (from the Colorado region).
- Two brown bag lunch and learns in the next year to increase attention to the site.
- Lunch during residency where we can meet with all Colorado Springs and Pueblo residents.

ONLINE 2023

- CDC is addressing updates with rubrics, DB's, current language, standardization, and much more.
- Introduce/Include treatment planning in Psychopathology on diagnostic worksheet.
- Brainfuse will be required in CSL-620 come Fall 2024.
- Mentor meeting will be requirement in CSL-620 come Fall 2024.
- Start formalizing faculty mentor requirements (i.e., frequency of meetings, etc.)
- Assess current retention procedures for BIPOC students

SUBSEQUENT PROGRAM MODIFICIATIONS AS A RESULT OF THE 2022 ASSESSMENT

- In 2022, the program purchased SkillSetter, integrating it into CSL-621 and CSL-674 to assist in the development of basic counseling skills.
- Beginning in the Summer of 2023, inset students are now required to attend all three residencies. This was accomplished to increase our efficacy in orienting new students to the program, maintain a high level of gatekeeping procedures, and increase the community within our program as a whole.
- The update of our remediation and student support process was completed. This new process allows core and non-core faculty to support struggling students earlier in their program. Additionally, much of the paperwork associated with this process was automated to streamline the process for staff.

SUBSTANTIAL PROGRAM MODIFICATIONS

- In January of 2022, the Master of Arts in Clinical Mental Health Counseling and the Master of Arts in School Counseling degrees separated from the School of Social and Behavioral Sciences. They were transferred to the new School of Counseling. A new Dean and six Program Director positions were created to accommodate this new school.



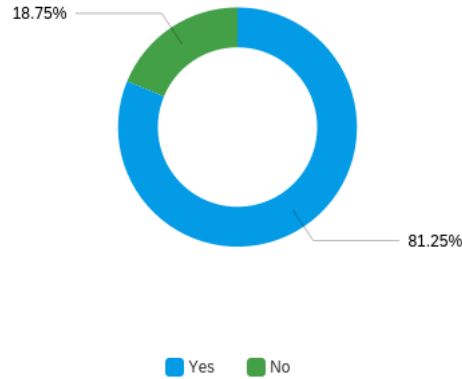
- In the spring of 2023, a new degree, a PhD in Counselor Education and Supervision was announced. This new doctoral degree will launch in the Fall of 2023.
- In the fall of 2022, a new degree, a Master of Arts in School Counseling, was launched.

ADDITIONAL DATA

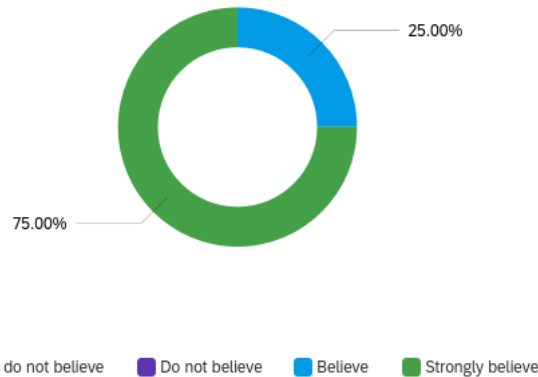
ALUMNI SURVEY N=64

Q1. Did you find employment in the mental health field within six months of having your degree conferred?

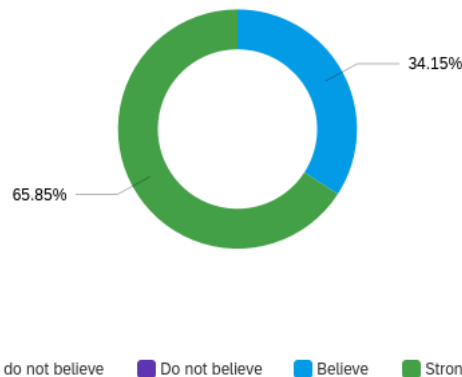
NOTE: If you were already employed in the mental health profession when your degree was conferred, please select "Yes" below.



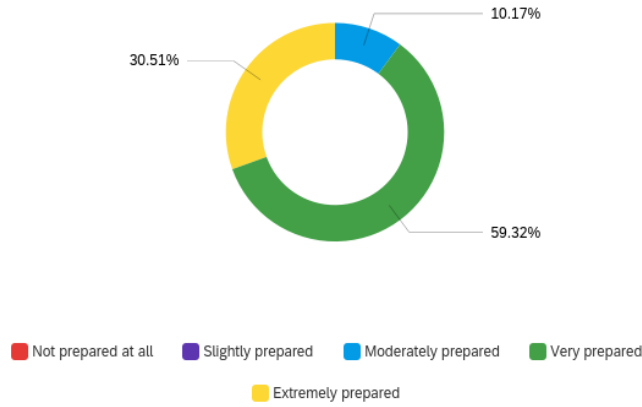
Q2. Regardless of the setting or population you are currently providing clinical services to, do you believe you are contributing to the restorative mission of Christ in your work as a mental health professional?



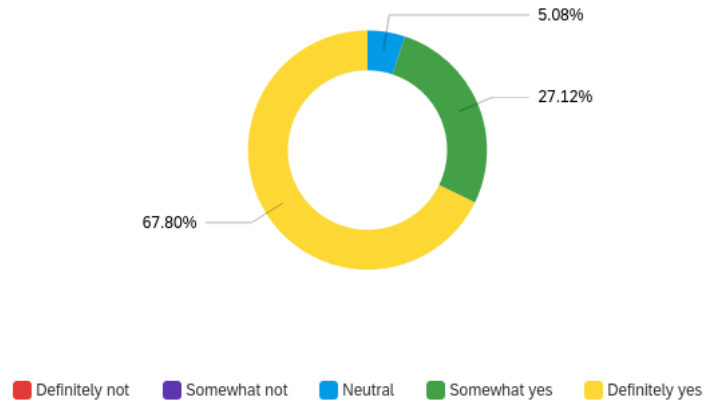
Q3. Since completing the program, do you feel as though your faith has informed your clinical identity?



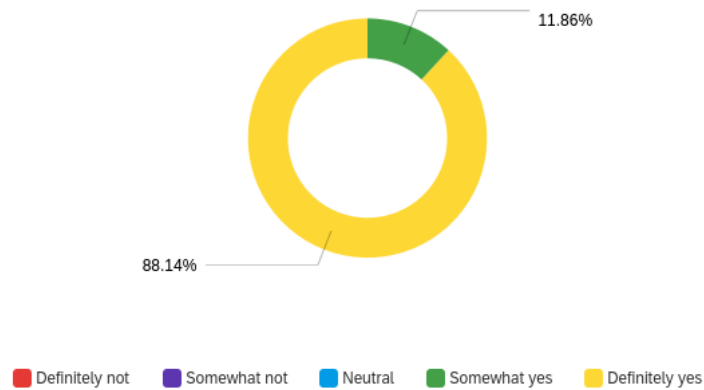
Q1. How prepared were you to enter the field of counseling?



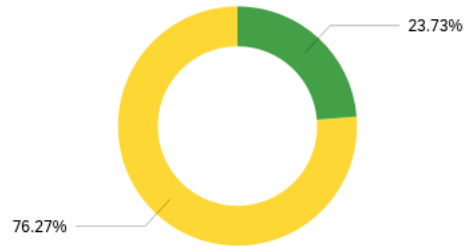
Q2. Do you feel as though you have identified and worked through intentional or unintentional biases, thought patterns, prejudices, or beliefs that served as barriers to working with specific populations while in the program?



Q3. Do you feel that your education prepared you to practice ethically?

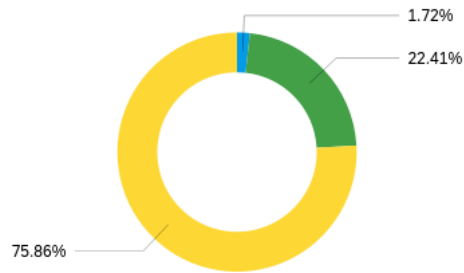


Q4. Do you feel that program faculty members generally allowed you to express your own viewpoint in class discussions?



Definitely not Somewhat not Neutral Somewhat yes Definitely yes

Q5. How likely are you to recommend the MA in Counseling program at CCU to others considering graduate level clinical training?



Detractor Passive Promoter

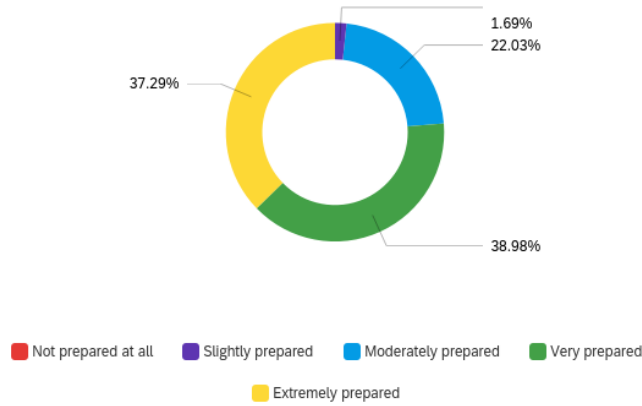
Q6. Are you considering furthering your education and clinical training in a Doctoral level program?



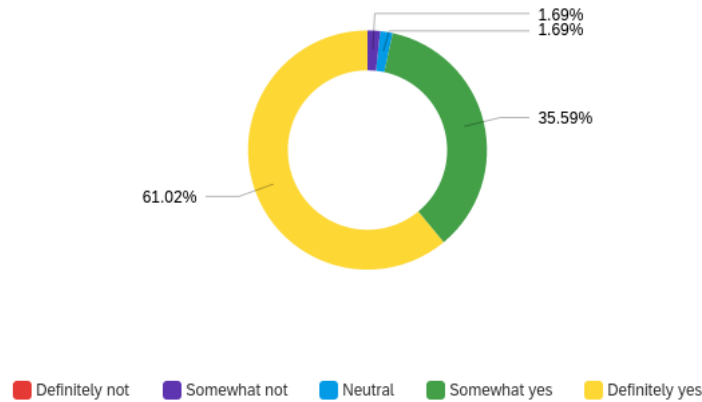
Yes No



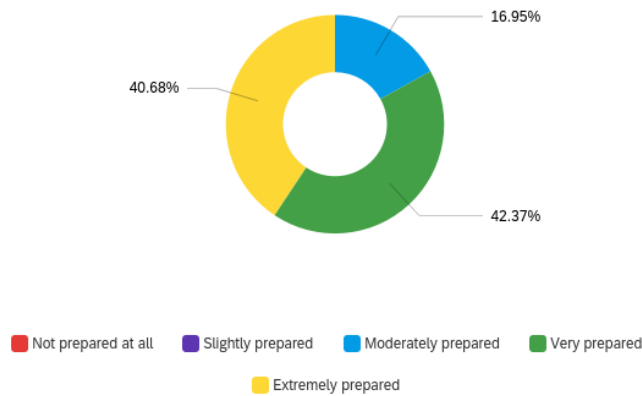
Q7. How prepared do you feel to write treatment notes, treatment summaries, treatment plans, etc., in a proficient, professional, and academic manner?



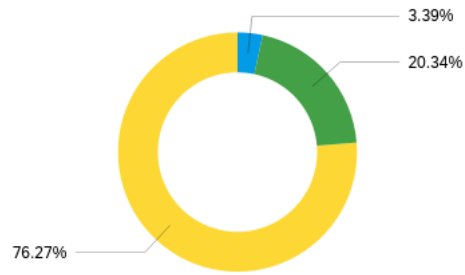
Q8. Do you feel that the Christian faith has been integrated into coursework in a beneficial way?



Q9. Generally, how prepared do you feel faculty members were for their courses?

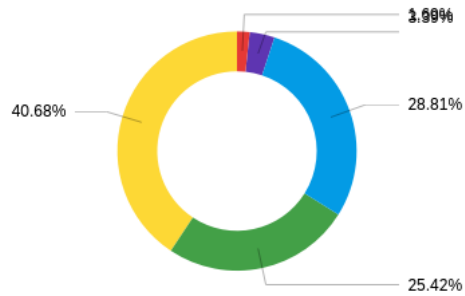


Q10. Do you feel that your Christian education has influenced your personal and professional life?



Definitely not Somewhat not Neutral Somewhat yes Definitely yes

Q11. How much do you feel you have grown in your Christian faith while in the program?



Not much at all A little A moderate amount A lot A great deal

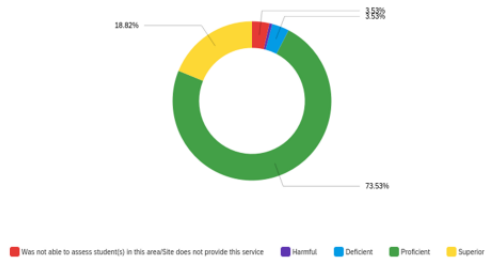


SITE SUPERVISOR SURVEY N=171

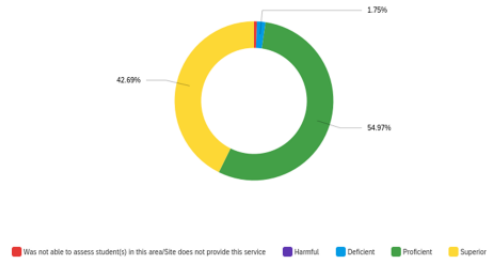
Site Supervisors are asked to evaluate our students on several clinical competencies, as compared to the average intern.

Key: ■ Was not able to assess student(s) in this area/Site does not provide this service ■ Harmful ■ Deficient ■ Proficient ■ Superior

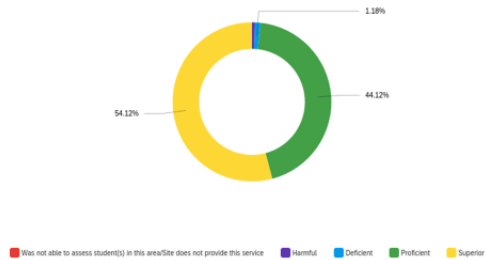
Q5 - Diagnostic Competency (ACA Section E)



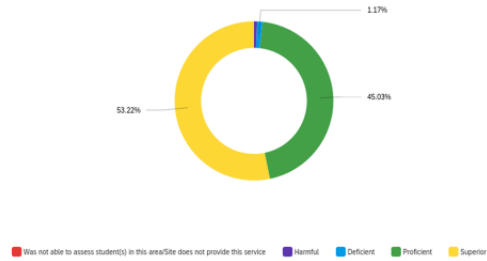
Q4 - Clinical Preparation



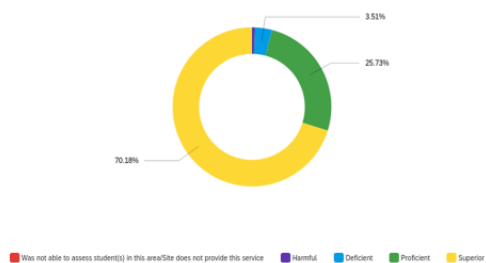
Q9 - Ability to provide non-discriminatory clinical practices (ACA C.5)



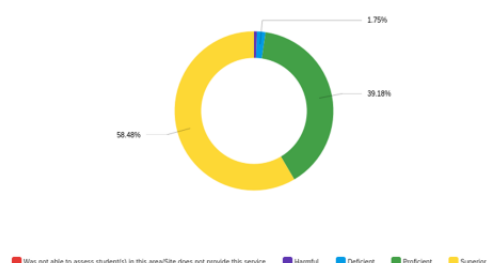
Q11 - Awareness and application of ethics into their practice (ACA F.5.a)



Q12 - Teachable Attitude

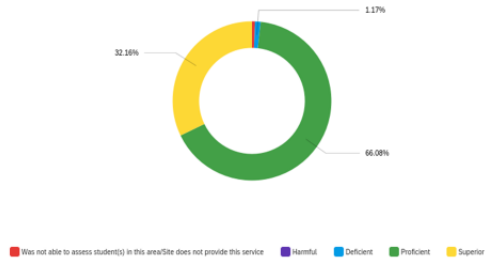


Q20 - Professional Behaviors

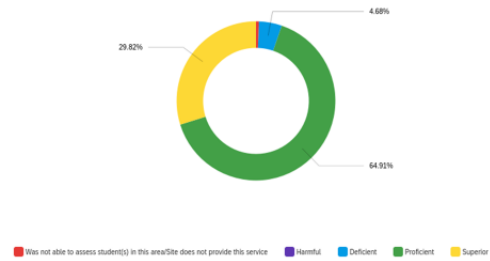


Key: ■ Was not able to assess student(s) in this area/Site does not provide this service ■ Harmful ■ Deficient ■ Proficient ■ Superior

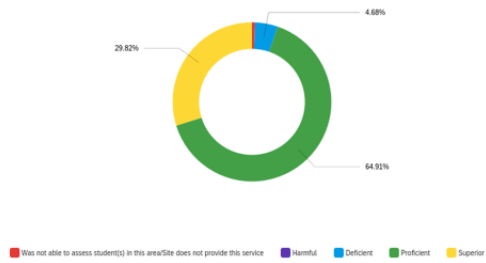
Q6 - Case Conceptualization



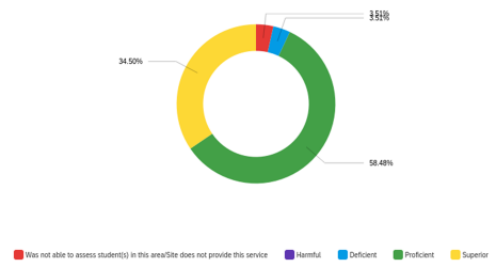
Q7 - Goal Setting & Treatment Planning (ACA A.1.c)



Q7 - Goal Setting & Treatment Planning (ACA A.1.c)



Q23 - Academic/professional writing in clinical notes, treatment plans, and electronic communication



Q24 - Use of assessments to inform case conceptualization, treatment planning, and diagnosis

